

EINFÜHRUNGSPROGRAMM

Rang	Name	Jahrg.	Verein					Total	
1	Alia BOLLIGER	2011	Kutu Horgen	4.0 13.550 1	5.0 13.350 8	5.5 15.050 2	5.5 14.000 1	20.0 55.950	G
2	Ashley MORINI	2009	TV Rüti	4.0 13.450 3	5.5 14.750 1	5.5 14.150 6	5.0 13.300 2	20.0 55.650	S
3	Emily MUNISHI	2010	TZ Fürstenland Frauen	4.0 13.100 16	5.5 13.850 3	5.5 15.100 1	4.5 12.900 3	19.5 54.950	B
4	Valeria GONZALEZ BARROSO	2010	TV Opfikon-Glattbrugg	4.0 13.500 2	5.0 13.650 7	5.5 14.950 3	4.5 12.700 4	19.0 54.800	*
5	Sarina NIEDERMANN	2011	TZ Fürstenland Frauen	4.0 13.450 3	5.5 14.300 2	5.0 12.950 19	4.5 12.550 6	19.0 53.250	*
6	Fiona BAUMANN	2010	TV Rüti	4.0 13.400 6	5.0 13.800 5	5.0 13.800 8	4.0 12.150 8	18.0 53.150	*
7	Larissa BUSSINGER	2009	TV Rüti	4.0 12.950 26	5.0 13.850 3	5.0 13.700 12	4.0 12.300 7	18.0 52.800	*
8	Yve SEITZ	2010	TV Opfikon-Glattbrugg	4.0 13.450 3	5.5 12.500 13	5.5 13.350 15	4.5 12.700 4	19.5 52.000	*
9	Lina SALTENBROCK	2009	TZ Neuhausen	4.0 13.350 7	5.0 12.700 12	5.0 14.250 5	4.0 11.250 18	18.0 51.550	*
10	Sary Lia SEELHOFER	2010	TZ Neuhausen	4.0 12.850 33	4.5 13.000 10	5.0 13.800 8	4.0 11.450 13	17.5 51.100	*
11	Ladina ZIMMERMANN	2010	Turnfabrik / STV Frauenfeld	4.0 13.050 20	5.0 12.900 11	5.0 13.750 10	3.5 11.000 22	17.5 50.700	*
12	Leonie HOLLAUFG	2011	TZ Fürstenland Frauen	4.0 12.850 33	4.0 11.350 24	5.0 13.950 7	4.0 11.750 11	17.0 49.900	*
13	Natalie BLASER	2010	Turnfabrik / STV Frauenfeld	4.0 13.000 22	5.0 12.400 14	5.0 12.600 22	4.5 11.800 10	18.5 49.800	*
14	Amelie BUSSINGER	2010	TV Rüti	4.0 13.050 20	5.5 13.750 6	4.5 13.300 16	3.5 9.400 35	17.5 49.500	*
15	Sarina JUST	2010	Turnfabrik / STV Frauenfeld	4.0 13.300 9	5.0 12.000 18	5.0 13.100 18	4.0 11.000 22	18.0 49.400	
16	Noa KOLLER	2009	TZ Fürstenland Frauen	4.0 13.200 12	5.0 11.850 20	4.5 12.950 19	4.0 11.400 16	17.5 49.400	
17	Amely EGGENSCHWILER	2010	Kutu Horgen	4.0 13.000 22	4.0 10.450 28	5.0 14.300 4	4.0 11.600 12	17.0 49.350	
18	Lotta HÄCKER	2010	Kutu Horgen	4.0 13.150 14	5.0 12.200 16	4.5 12.500 24	4.0 11.200 20	17.5 49.050	
19	Amy NIEDERMANN	2010	Kutu Neerach	4.0 13.250 11	5.0 10.350 29	5.0 13.700 12	4.0 11.400 16	18.0 48.700	
20	Lara EIHLZER	2010	Kutu Neerach	4.0 13.000 22	4.5 11.650 22	5.0 13.750 10	4.0 10.050 29	17.5 48.450	
21	Fabia Emily HERRMANN	2010	Turnfabrik / STV Frauenfeld	4.0 13.100 16	5.5 13.050 9	4.0 10.150 39	4.5 11.900 9	18.0 48.200	
22	Timea SPIELMANN	2011	Turnfabrik / STV Frauenfeld	4.0 13.350 7	5.5 11.000 27	4.0 12.150 26	4.0 11.450 13	17.5 47.950	
23	Amelie WEISSÖRTEL	2011	DTV Küsnacht	4.0 12.650 37	5.0 12.100 17	4.5 12.400 25	3.5 9.600 34	17.0 46.750	
24	Andrina GIGER	2010	TZ Fürstenland Frauen	4.0 13.100 16	4.5 11.700 21	3.5 11.050 35	3.5 10.900 24	15.5 46.750	
25	Fabienne STOOS	2009	TZ Neuhausen	4.0 12.950 26	4.0 9.350 31	5.0 13.650 14	4.0 10.250 27	17.0 46.200	
26	Jael BESSON	2009	TZ Neuhausen	4.0 13.300 9	4.0 9.500 30	4.5 12.150 26	4.0 11.200 20	16.5 46.150	
27	Lena BLEIKER	2010	Turnfabrik / STV Frauenfeld	4.0 13.200 12	5.0 11.350 24	4.0 10.950 36	3.5 10.650 25	16.5 46.150	
28	Alissa MARUCCI	2010	TV Opfikon-Glattbrugg	4.0 12.950 26	4.5 11.150 26	5.0 11.800 29	4.0 10.150 28	17.5 46.050	
29	Vanessa EGLI	2010	Turnfabrik / STV Frauenfeld	4.0 12.900 31	5.0 11.900 19	4.0 11.150 33	3.5 9.950 30	16.5 45.900	
30	Giulia RIONDATO	2011	Kutu Neerach	4.0 12.650 37	5.0 12.400 14	3.5 11.700 30	3.5 9.050 38	16.0 45.800	
31	Ayelet KOLLBRUNNER	2009	TZ Neuhausen	4.0 12.950 26	5.0 11.400 23	4.5 11.450 31	3.5 9.850 33	17.0 45.650	
32	Sara HOFER	2011	TV Opfikon-Glattbrugg	4.0 13.150 14	4.0 9.100 32	3.5 11.150 33	4.0 11.450 13	15.5 44.850	
33	Emilia PONTRANDOLFO	2010	Turnfabrik / STV Frauenfeld	4.0 12.900 31	3.0 8.650 34	5.0 13.300 16	3.5 9.950 30	15.5 44.800	
34	Maureen DISTEL	2011	TZ Neuhausen	4.0 12.400 39	3.0 7.150 36	5.0 12.750 21	4.0 9.950 30	16.0 42.250	
35	Sina FREIWALD	2011	TZ Fürstenland Frauen	4.0 13.100 16	2.5 6.350 38	3.5 10.750 38	4.0 11.250 18	14.0 41.450	
36	Yara SUTTER	2010	TZ Fürstenland Frauen	4.0 12.950 26	4.0 8.100 35	2.5 9.350 40	3.5 10.500 26	14.0 40.900	
37	Kiana FUCHS	2011	TZ Neuhausen	4.0 12.850 33	3.0 6.300 39	4.5 11.850 28	3.5 9.050 38	15.0 40.050	
38	Sara GIGER	2010	TZ Fürstenland Frauen	4.0 12.850 33	3.0 6.550 37	3.5 11.350 32	3.5 9.050 38	14.0 39.800	
39	Lea SPINLER	2011	Kutu Neerach	4.0 13.000 22	3.0 5.700 40	4.5 10.850 37	3.5 9.150 37	15.0 38.700	
40	Elena ELETIC	2011	Kutu Neerach	4.0 6.450 40	3.5 8.900 33	4.5 12.550 23	3.5 9.400 35	15.5 37.300	

Maximum	13.550	14.750	15.100	14.000	55.950
Minimum	6.450	5.700	9.350	9.050	37.300
Durchschnitt	12.916	11.159	12.688	11.015	47.778

PROGRAMM 1

Rang	Name	Jahrg.	Verein					Total	
1	Ariana AMANATIDIS		2008 RLZO / TZFF / STV Wil	4.0 13.450 4	5.5 13.900 1	5.5 14.350 6	5.5 13.400 12	20.5 55.100	G
2	Monia IMPER		2008 RLZO / TZFF / TV Abtwil-St.Josefen	4.0 13.600 1	5.5 12.850 6	5.5 14.500 3	5.5 13.800 6	20.5 54.750	S
3	Annika WEISSÖRTEL		2008 DTV Küssnacht	4.0 13.050 15	5.5 13.250 3	5.5 14.550 1	4.5 13.150 16	19.5 54.000	B
4	Melanie SCHAI		2007 KUTU Weiningen	4.0 13.500 3	4.0 11.750 8	5.5 14.550 1	5.5 13.800 6	19.0 53.600	*
5	Melissa WEBER		2008 CR TI - SFG Chiasso	4.0 13.150 13	5.5 12.300 7	4.5 13.400 12	5.5 14.650 1	19.5 53.500	*
6	Vivienne ALTHERR		2008 RLZO / TZFF / STV Wil	4.0 13.350 8	5.5 12.900 5	5.0 13.000 18	5.0 13.500 9	19.5 52.750	*
7	Larina ALTHERR		2008 RLZO / TZFF / STV Wil	4.0 13.000 17	5.5 13.750 2	4.0 11.900 35	5.5 14.000 3	19.0 52.650	*
8	Giorgia MERLI		2008 CR TI - SFG Mendrisio	4.0 12.650 28	4.5 11.050 11	5.5 14.500 3	5.5 14.350 2	19.5 52.550	*
9	Eleonora GUARINO		2008 Kutu Urdorf	4.0 12.650 28	5.5 13.200 4	4.0 12.400 23	4.5 12.550 20	18.0 50.800	*
10	Julia WEISSENHOFER		2008 RLZO / TV Eschen-Mauer	4.0 13.050 15	4.0 10.450 15	4.5 13.200 14	5.5 13.850 4	18.0 50.550	*
11	Jada HAMILTON		2008 DTV Küssnacht	4.0 13.400 7	4.5 10.450 15	5.5 14.350 6	4.5 12.300 24	18.5 50.500	*
12	Emilia MEILI		2008 Turnfabrik / STV Frauenfeld	4.0 12.800 24	4.5 10.800 12	4.5 13.100 17	5.5 13.800 6	18.5 50.500	*
13	Sanoe GREUTER		2008 Turnfabrik / STV Frauenfeld	4.0 12.650 28	4.0 10.250 18	5.5 13.900 9	5.5 13.450 11	19.0 50.250	*
14	Katie KNECHT		2008 Kutu Urdorf	4.0 12.950 18	4.0 10.550 14	5.5 13.850 11	5.5 12.500 22	19.0 49.850	*
15	Lara BÜCHELER		2008 RLZO / Turnfabrik / STV Frauenfeld	4.0 13.300 11	5.5 11.600 9	4.0 11.800 37	4.5 13.150 16	18.0 49.850	*
16	Angelina WINIGER		2008 Kutu Horgen	4.0 13.600 1	4.0 11.300 10	4.0 12.250 28	4.5 12.650 18	16.5 49.800	*
17	Naja UNTERSANDER		2008 TV Opfikon-Glattbrugg	4.0 12.850 22	4.0 9.100 31	4.5 13.400 12	5.5 13.250 14	18.0 48.600	*
18	Samya SCHÖNENBERGER		2008 TZFF / TV Gossau	4.0 12.200 49	5.5 10.700 13	4.5 12.200 30	5.5 13.500 9	19.5 48.600	*
19	Ayla COLOMBO		2008 CR TI - SFG Giubiasco	4.0 13.350 8	5.0 10.300 17	4.0 11.250 47	4.5 13.400 12	17.5 48.300	*
20	Samantha BOTCHWAY		2009 DTV Küssnacht	4.0 12.400 40	4.0 10.150 19	4.5 12.050 32	4.5 12.550 20	17.0 47.150	*
21	Nicole SCAMARA		2008 CR TI - SFG Giubiasco	4.0 12.950 18	4.0 9.150 29	3.5 11.100 51	5.5 13.850 4	17.0 47.050	*
22	Leana HEDINGER		2008 TV Wädenswil	4.0 12.450 39	3.5 9.800 23	4.0 12.550 21	4.5 12.150 26	16.0 46.950	*
23	Ayana WUNNERLICH		2008 Kutu Satus Uster	4.0 13.100 14	3.5 9.000 34	4.5 13.150 16	4.5 11.600 32	16.5 46.850	*
24	Anouk THOMA		2008 Kutu Horgen	4.0 12.400 40	3.5 9.200 28	5.5 14.150 8	4.0 11.100 41	17.0 46.850	*
25	Sara GJETAJ		2008 Kutu Urdorf	4.0 12.400 40	4.0 9.550 25	4.5 13.200 14	4.5 11.650 31	17.0 46.800	*
26	Thamilvily THAVACHELVA		2008 RLZO / STV Wil	4.0 12.850 22	4.0 9.850 22	4.5 11.500 43	4.5 12.350 23	17.0 46.550	*
27	Jaël ZUMBÜHL		2008 btv Luzern	4.0 13.350 8	3.5 9.000 34	4.5 12.500 22	4.5 10.850 47	16.5 45.700	*
28	Anne-Sophie MEYER		2008 Kutu Horgen	4.0 13.450 4	4.0 9.450 26	5.0 11.350 45	4.5 11.450 35	17.5 45.700	*
29	Nina JUNG		2007 Kutu Satus Uster	4.0 12.900 20	3.5 8.350 47	5.5 13.900 9	4.5 10.300 50	17.5 45.450	*
30	Joy ROHRER		2009 btv Luzern	4.0 12.900 20	3.0 7.250 66	5.5 14.450 5	4.0 10.100 53	16.5 44.700	*
31	Lou MEIER		2008 KUTU Weiningen	4.0 11.700 65	4.0 9.700 24	5.5 12.300 27	4.5 10.900 45	18.0 44.600	*
32	Jessica SULGER		2008 Kutu Satus Uster	4.0 12.300 47	3.5 8.800 38	4.5 12.350 25	4.0 10.900 45	16.0 44.350	*
33	Christine DROGANOVA		2007 TZ Neuhausen	4.0 11.050 73	3.5 9.100 31	4.5 12.000 34	4.5 11.900 30	16.5 44.050	*
34	Dana JEHLE		2009 Kutu Stein-Fricktal	4.0 12.150 51	3.5 9.050 33	4.0 11.200 50	4.5 11.500 34	16.0 43.900	*
35	Sara KISSLING		2009 DTV Küssnacht	4.0 11.800 58	3.5 7.800 56	4.5 12.800 19	4.0 11.350 37	16.0 43.750	*
36	Lily LEHMANN		2008 Kutu Horgen	4.0 13.450 4	3.5 9.300 27	4.5 12.250 28	3.5 8.750 69	15.5 43.750	*
37	Jeanne DUSS		2008 btv Luzern	4.0 12.350 45	4.0 9.150 29	4.5 11.050 54	4.5 11.050 43	17.0 43.600	*
38	Melissa HODZIC		2007 KUTU Weiningen	4.0 11.750 62	4.0 9.900 21	4.5 12.350 25	4.0 9.550 62	16.5 43.550	*
39	Sofia FRICK		2009 Turnfabrik / STV Frauenfeld	4.0 12.700 25	3.5 6.900 71	4.5 11.700 39	4.5 11.950 28	16.5 43.250	*
40	Elisa NOTARI		2007 KUTU Glarnerland	4.0 13.200 12	3.5 8.050 49	4.5 12.050 32	3.5 9.700 57	15.5 43.000	*
41	Chiara GIAMMATTEO		2008 CR TI - SFG Bellinzona	4.0 12.650 28	4.0 8.800 38	3.5 8.900 79	4.0 12.600 19	15.5 42.950	*
42	Sinja AURICH		2009 RLZO / STV Wil	4.0 12.350 45	3.0 7.850 54	4.0 10.300 63	4.5 12.300 24	15.5 42.800	*
43	Yara LORETO		2009 RLZO / STV Wil	4.0 10.700 76	4.0 10.150 19	4.0 11.550 42	3.5 10.350 48	15.5 42.750	*

PROGRAMM 1

Rang	Name	Jahrg.	Verein					Total
44	Mira BERWEGER		2009 TZ Fürstenland Frauen	4.0 12.600 34	3.5 7.750 58	4.5 10.350 62	4.0 11.950 28	16.0 42.650
45	Jael ABT		2009 Kutu Urdorf	4.0 12.650 28	4.0 8.600 44	4.5 11.700 39	4.5 9.700 57	17.0 42.650
46	Jorina SCHÖNI		2009 Turnfabrik / STV Frauenfeld	4.0 12.550 35	3.0 8.150 48	4.5 10.300 63	4.0 11.450 35	15.5 42.450
47	Jayne RATHS		2008 Kutu Satus Uster	4.0 11.900 55	3.5 6.650 74	4.5 11.700 39	4.5 12.100 27	16.5 42.350
48	Ladina HAUSER		2008 KUTU Glarnerland	4.0 12.550 35	3.5 8.000 50	4.5 11.900 35	4.0 9.900 55	16.0 42.350
49	Emily BREITZKE		2008 KUTU Glarnerland	4.0 12.650 28	3.5 8.750 41	4.0 11.450 44	3.5 9.500 63	15.0 42.350
50	Michèle ZARRILLO		2007 KUTU Weiningen	4.0 11.800 58	3.0 8.650 42	4.5 12.100 31	4.0 9.600 61	15.5 42.150
51	Neriah Amiel STÖCKLI		2008 btv Luzern	4.0 11.700 65	3.5 7.850 54	4.5 12.700 20	3.5 9.800 56	15.5 42.050
52	Ajna MAHMULJIN		2009 DTV Küssnacht	4.0 11.550 69	3.5 7.950 51	4.5 12.400 23	4.0 10.100 53	16.0 42.000
53	Sina MÖCKEL		2007 KUTU Weiningen	4.0 12.700 25	3.5 8.950 36	4.5 10.650 59	3.5 9.700 57	15.5 42.000
54	Valeska BROCHIER		2010 TZFF / STV Will	4.0 11.800 58	3.5 7.300 65	4.0 9.450 71	5.5 13.200 15	17.0 41.750
55	Cristina BUTTAZZO		2008 TV Opfikon-Glattbrugg	4.0 12.200 49	4.0 8.900 37	4.0 9.350 74	4.0 11.100 41	16.0 41.550
56	Julia HOFFMANN		2009 Kutu Stein-Fricktal	4.0 12.150 51	3.5 8.650 42	4.5 9.000 77	4.0 11.200 39	16.0 41.000
57	Aisha ALY		2009 Turnfabrik / STV Frauenfeld	4.0 12.400 40	3.5 6.150 78	4.0 11.100 51	4.5 11.050 43	16.0 40.700
58	Linda HEGNER		2009 DTV Küssnacht	4.0 10.650 77	3.5 7.600 60	4.5 11.250 47	4.5 11.200 39	16.5 40.700
59	Gabriella MAGRO		2009 TV Opfikon-Glattbrugg	4.0 12.700 25	3.5 8.500 45	4.5 10.500 61	3.0 8.550 71	15.0 40.250
60	Liliane FÄS		2009 Kutu Stein-Fricktal	4.0 12.250 48	3.5 6.400 76	4.0 10.250 65	4.0 11.250 38	15.5 40.150
61	Alissa KUHN		2009 TZ Fürstenland Frauen	4.0 12.400 40	3.5 6.650 74	4.5 9.450 71	4.5 11.550 33	16.5 40.050
62	Vanessa MEISTER		2009 TZ Neuhausen	4.0 11.750 62	3.5 7.950 51	4.5 11.750 38	3.5 8.450 72	15.5 39.900
63	Viviane GFELLER		2009 RLZO / STV Wil	4.0 12.550 35	3.0 6.700 72	4.0 10.050 66	3.5 10.350 48	14.5 39.650
64	Noelia VERGARA		2009 Kutu Stein-Fricktal	4.0 11.100 72	3.5 7.500 62	4.0 11.350 45	3.5 9.700 57	15.0 39.650
65	Benita VON BODDIEN		2009 Turnfabrik / STV Frauenfeld	4.0 11.800 58	3.5 7.100 68	4.0 10.950 55	3.5 9.450 64	15.0 39.300
66	Selma HANSELMANN		2010 Turnfabrik / STV Frauenfeld	4.0 11.900 55	3.5 7.700 59	4.5 11.100 51	3.0 8.450 72	15.0 39.150
67	Anika HÄCKER		2008 Kutu Horgen	4.0 12.550 35	3.5 7.950 51	4.0 9.650 69	3.5 8.900 66	15.0 39.050
68	Lani SPECK		2008 KUTU Glarnerland	4.0 10.400 79	3.5 8.800 38	4.5 11.250 47	3.5 8.350 75	15.5 38.800
69	Melissa WEISHAAPT		2009 Kutu Neerach	4.0 11.500 70	3.0 7.050 69	4.5 9.650 69	4.0 10.200 51	15.5 38.400
70	Anina GMÜR		2008 KUTU Glarnerland	4.0 11.600 68	3.5 7.450 63	4.5 10.950 55	3.0 8.150 77	15.0 38.150
71	Salome SCHMID		2009 RLZO / TV Eschen-Mauer	4.0 11.700 65	3.0 6.100 80	4.0 10.800 57	3.5 9.200 65	14.5 37.800
72	Emma HEITZLER		2009 Kutu Stein-Fricktal	4.0 11.900 55	3.0 6.300 77	4.0 10.700 58	3.5 8.850 67	14.5 37.750
73	Sophie LANZ		2010 Kutu Neerach	4.0 12.100 53	3.5 7.000 70	4.0 9.700 68	3.5 8.850 67	15.0 37.650
74	Kim SPINNLER		2009 Kutu Neerach	4.0 12.100 53	3.0 7.550 61	3.5 8.650 80	4.0 8.700 70	14.5 37.000
75	Giulia QUATTRONE		2008 Kutu Satus Uster	4.0 11.200 71	3.5 8.500 45	4.0 9.350 74	3.5 7.950 78	15.0 37.000
76	Ronja BRUNNER		2009 DTV Küssnacht	4.0 10.600 78	3.5 7.400 64	3.5 8.400 81	4.0 10.150 52	15.0 36.550
77	Lea TANNER		2010 TZFF / TV Niederwil	4.0 10.750 75	3.5 7.800 56	4.0 9.250 76	3.0 8.250 76	14.5 36.050
78	Karolina SLABY		2009 Kutu Satus Uster	4.0 11.750 62	3.0 6.150 78	3.5 10.550 60	2.5 6.100 82	13.0 34.550
79	Jemima WOBMANN		2009 btv Luzern	4.0 9.950 81	3.5 7.250 66	3.0 8.400 81	3.5 8.400 74	14.0 34.000
80	Sina GIENUTH		2008 KUTU Glarnerland	4.0 10.850 74	3.0 6.700 72	3.5 9.950 67	2.0 6.300 81	12.5 33.800
81	Naima GRUN		2009 Kutu Stein-Fricktal	4.0 9.350 82	3.0 5.350 81	4.0 9.450 71	3.0 7.700 79	14.0 31.850
82	Liah SCHMID		2009 Kutu Neerach	4.0 10.200 80	2.5 4.350 82	4.0 8.950 78	3.5 7.400 80	14.0 30.900

Maximum	13.600	13.900	14.550	14.650	55.100
Minimum	9.350	4.350	8.400	6.100	30.900
Durchschnitt	12.252	8.852	11.580	10.958	43.642

PROGRAMM 2

Rang	Name	Jahrg.	Verein					Total	
1	Lejla SADIKAJ		2007 RLZO / Turnfabrik / STV Frauenfeld	4.0 13.400 1	5.0 13.000 2	5.5 14.600 1	5.5 13.750 2	20.0 54.750	G
2	Lea HUBER		2007 TZFF / STV Oberbüren	4.0 13.350 3	5.0 13.200 1	5.0 13.900 2	5.5 13.950 1	19.5 54.400	S
3	Leandra SERGI		2007 RLZO / TZFF / BTV St. Gallen	4.0 13.200 5	4.5 11.950 4	5.0 13.700 4	5.0 12.500 6	18.5 51.350	B
4	Leandra BÄR		2006 Kutu Satus Uster	4.0 12.200 22	4.0 12.850 3	5.5 12.450 7	5.0 12.450 8	18.5 49.950	*
5	Milena VIEITEZ		2006 TZFF / STV Schwarzenbach	4.0 13.050 7	4.0 11.150 6	5.5 11.850 8	5.5 12.850 3	19.0 48.900	*
6	Jessica HÖRLER		2007 TZFF / TSV Engelburg	4.0 13.400 1	3.5 11.100 7	5.5 11.250 9	5.0 11.850 11	18.0 47.600	*
7	Elyne SANWALD		2007 RLZO / TZFF / TSV Engelburg	4.0 13.300 4	4.5 11.950 4	4.0 9.400 18	5.0 12.750 5	17.5 47.400	*
8	Lucia GOJEVIC		2007 TZFF / TV Gossau	4.0 12.600 10	3.0 8.300 15	5.5 13.800 3	5.0 12.500 6	17.5 47.200	*
9	Jorina RUTISHAUSER		2006 Turnfabrik / STV Frauenfeld	4.0 12.350 18	5.0 10.450 8	4.5 12.550 6	4.0 11.350 14	17.5 46.700	*
10	Eline FÄSSLER		2007 TZFF / STV Oberbüren	4.0 12.400 15	3.0 8.450 14	4.5 13.150 5	3.5 9.650 26	15.0 43.650	*
11	Kaja AURICH		2007 STV Wil	4.0 13.200 5	4.5 9.600 9	4.0 8.850 23	4.0 10.850 18	16.5 42.500	*
12	Sarah GRAF		2006 KUTU Weiningen	4.0 12.050 29	3.0 7.450 27	4.0 9.800 15	5.5 12.850 3	16.5 42.150	*
13	Thyra MAUCHLE		2006 Kutu Satus Uster	4.0 12.600 10	3.0 7.600 24	4.0 10.150 13	5.0 11.500 12	16.0 41.850	*
14	Mikaela THEILER		2007 KUTU Weiningen	4.0 12.550 12	2.5 8.150 16	4.5 10.450 11	5.0 10.650 19	16.0 41.800	*
15	Frida ZGRAGGEN		2006 Kutu Horgen	4.0 12.500 13	3.0 8.850 10	4.5 10.300 12	4.5 9.850 24	16.0 41.500	
16	Mia CHRISTENSEN		2006 DTV Küssnacht	4.0 12.200 22	2.5 8.150 16	5.5 11.000 10	5.0 9.950 23	17.0 41.300	
17	Mira STALDER		2007 KUTU Weiningen	4.0 12.050 29	2.5 8.500 13	3.5 9.650 16	3.5 10.650 19	13.5 40.850	
18	Ava DRAKE		2007 KUTU Weiningen	4.0 11.650 38	2.5 8.150 16	3.0 9.350 19	5.0 11.300 15	14.5 40.450	
19	Noelia HAIDER		2007 KUTU Weiningen	4.0 12.300 20	2.5 8.650 11	3.0 8.900 22	5.0 10.600 21	14.5 40.450	
20	Lorena SETZ		2006 TZ Neuhausen	4.0 12.200 22	2.0 6.450 34	3.5 9.050 21	5.0 12.300 10	14.5 40.000	
21	Leonie SETZ		2006 TZ Neuhausen	4.0 12.400 15	2.5 7.600 24	3.5 7.750 25	5.0 11.250 16	15.0 39.000	
22	Jelina KELLER		2006 Kutu Neerach	4.0 12.100 26	2.5 8.600 12	3.0 5.800 33	5.0 12.450 8	14.5 38.950	
23	Michelle SCHREIBER		2007 Kutu Stein-Fricktal	4.0 12.400 15	3.0 7.850 21	4.5 10.050 14	3.5 8.500 31	15.0 38.800	
24	Julie SCHMID		2007 TZ Neuhausen	4.0 12.500 13	2.5 7.600 24	3.5 7.050 28	5.0 11.500 12	15.0 38.650	
25	Chiara FLETCHER		2007 GAF Chablais	4.0 12.700 8	2.5 7.050 30	4.5 9.250 20	4.5 9.550 27	15.5 38.550	
26	Eve BRÄGGER		2007 Kutu Satus Uster	4.0 12.700 8	3.0 7.800 22	3.0 6.050 30	5.0 11.150 17	15.0 37.700	
27	Lena REUSSER		2007 Kutu Neerach	4.0 12.000 31	2.5 8.100 19	4.0 7.400 27	4.0 9.450 29	14.5 36.950	
28	Andrea BRÄNDLI		2007 Kutu Neerach	4.0 11.800 35	2.5 7.650 23	4.0 9.650 16	3.5 7.150 35	14.0 36.250	
29	Sarina LAGLER		2006 TV Opfikon-Glattbrugg	4.0 12.300 20	2.5 7.000 31	2.0 5.750 34	4.0 10.150 22	12.5 35.200	
30	Victoria ADEL		2007 TV Opfikon-Glattbrugg	4.0 11.450 39	2.5 8.050 20	3.5 5.900 31	4.0 9.500 28	14.0 34.900	
31	Nina LANZ		2008 Kutu Neerach	4.0 12.200 22	2.5 6.950 32	3.5 7.600 26	3.5 8.100 32	13.5 34.850	
32	Layla RUSSEBERGER		2007 TZ Neuhausen	4.0 12.000 31	2.5 7.400 28	3.5 5.850 32	4.5 9.200 30	14.5 34.450	
33	Larissa BUSSMANN		2008 Kutu Neerach	4.0 11.800 35	2.0 7.150 29	2.5 6.750 29	3.5 8.000 33	12.0 33.700	
34	Thaïs SESSA		2006 TV Opfikon-Glattbrugg	4.0 11.850 34	2.5 6.400 35	3.0 4.400 39	4.0 9.700 25	13.5 32.350	
35	Emily MOORE		2007 KUTU Glarnerland	4.0 12.100 26	2.5 6.350 36	3.0 7.800 24	2.5 6.050 38	12.0 32.300	
36	Nadine KNOBEL		2007 KUTU Glarnerland	4.0 12.350 18	1.5 5.350 37	2.5 5.400 35	3.0 6.950 36	11.0 30.050	
37	Kelly GEHRING		2007 TV Opfikon-Glattbrugg	4.0 11.900 33	2.0 4.450 39	3.0 5.300 36	3.5 7.300 34	12.5 28.950	
38	Eva PEDRETSCHER		2006 TZ Neuhausen	4.0 11.400 40	2.0 4.900 38	3.0 4.750 37	3.0 6.850 37	12.0 27.900	
39	Nina URICH		2007 Kutu Stein-Fricktal	4.0 11.800 35	2.0 4.150 40	2.5 4.450 38	2.5 5.500 39	11.0 25.900	
40	Dunia TAMIM		2008 KUTU Weiningen	4.0 12.100 26	2.5 6.850 33	2.5 2.500 40	2.5 4.250 40	11.5 25.700	

PROGRAMM 3

Rang	Name	Jahrg.	Verein					Total	
1	Isabella RON		2006 CR TI - SFG Giubiasco	4.0 11.875 16	5.0 13.450 1	5.5 13.950 2	5.5 12.850 3	20.0 52.125	G
2	Ivana SCHMUKI		2006 RLZO / TZFF / STV Schwarzenbach	4.0 12.725 6	5.0 13.400 2	5.5 14.500 1	3.0 10.050 9	17.5 50.675	S
3	Anna HUBER		2004 TZFF / STV Oberbüren	4.0 12.750 5	5.0 11.250 5	4.5 12.950 4	5.5 13.100 2	19.0 50.050	B
4	Yara DEISENROTH		2006 RLZO / STV Wil	4.0 12.950 2	5.0 11.350 4	4.5 12.500 5	5.5 13.250 1	19.0 50.050	*
5	Gianna VERRILLI		2004 TZ Neuhausen	4.0 12.850 4	4.0 11.900 3	4.5 12.450 6	5.5 12.450 5	18.0 49.650	*
6	Nyah BINGESSER		2005 TZFF / TV Zuzwil	4.0 12.625 7	5.0 11.000 6	4.5 13.300 3	5.5 12.600 4	19.0 49.525	*
7	Selina KNÖPFEL		2005 TZFF / STV Bütschwil	4.0 13.100 1	4.0 10.900 7	4.5 10.300 12	5.0 12.400 6	18.3 46.700	*
8	Ronja GERA		2005 Turnfabrik / STV Frauenfeld	4.0 12.300 11	3.0 9.800 8	4.5 10.700 9	4.0 9.800 10	15.5 42.600	
9	Melanie DA COSTA COVA		2004 Kutu Neerach	4.0 12.625 7	3.5 9.250 11	3.5 9.450 15	4.0 10.800 7	15.0 42.125	
10	Amélie MAYOR		2005 DTV Küssnacht	4.0 11.525 17	3.0 8.850 12	4.5 11.250 7	4.5 10.250 8	16.0 41.875	
11	Naja GREUTER		2005 Turnfabrik / STV Frauenfeld	4.0 12.475 10	3.0 9.400 10	3.5 9.200 18	4.0 9.650 11	14.5 40.725	
12	Julia OBRIST		2004 TV Opfikon-Glattbrugg	4.0 12.625 7	2.0 6.600 15	3.5 9.300 16	3.5 9.250 12	13.0 37.775	
13	Tana GROSSENBACHER		2004 Kutu Neerach	4.0 12.250 13	3.0 9.800 8	4.0 9.550 14	3.0 6.050 15	14.0 37.650	
14	Saranya GRÄNI		2004 KUTU Weiningen	4.0 12.950 2	3.5 8.400 13	3.5 9.750 13	2.0 4.900 18	13.0 36.000	
15	Bernadette FRIES		2005 KUTU Weiningen	4.0 12.300 11	3.0 7.150 14	4.0 9.250 17	2.5 7.100 13	13.5 35.800	
16	Flurina ROOS		2005 TV Opfikon-Glattbrugg	4.0 12.050 14	2.0 6.350 16	4.0 10.600 10	3.0 6.400 14	13.0 35.400	
17	Tabea INGOLD		2005 Kutu Neerach	4.0 11.975 15	2.5 4.950 17	4.5 10.450 11	2.5 5.200 17	13.5 32.575	
18	Vanessa ZIMMERMANN		2005 KUTU Weiningen	4.0 11.300 18	2.0 3.950 18	4.0 10.850 8	2.5 5.950 16	12.5 32.050	

Maximum	13.100	13.450	14.500	13.250	52.125
Minimum	11.300	3.950	9.200	4.900	32.050
Durchschnitt	12.403	9.319	11.128	9.558	42.408

OPEN

Rang	Name	Jahrg.	Verein					Total	
1	Elena SAUTER	2004	KUTU Glarnerland	2.4 11.100 2	1.7 8.400 2	1.9 9.200 6	2.1 10.150 1	8.1 38.850	G
2	Celia RAPOLD	2004	TZ Neuhausen	2.0 10.700 3	1.1 8.200 4	1.9 10.150 1	2.0 9.700 2	7.0 38.750	S
3	Askja GLARNER	2004	KUTU Glarnerland	2.8 11.400 1	1.7 8.800 1	2.0 8.300 8	2.2 8.800 3	8.7 37.300	B
4	Amaya EGGIMANN	2005	btv Luzern	2.0 10.450 4	1.0 8.400 2	1.8 9.650 4	1.6 8.000 6	6.4 36.500	*
5	Sina RENNER	2005	Kutu Satus Uster	2.0 9.750 7	1.0 8.100 5	1.8 10.150 1	1.4 7.400 8	6.2 35.400	
6	Aylin STURGESS	2004	Kutu Regio Basel	2.0 10.300 5	1.1 7.750 6	1.8 8.200 9	1.6 8.000 6	6.5 34.250	
7	Rosalind ROGERS	2004	Kutu Regio Basel	2.0 9.950 6	1.0 7.050 8	1.2 9.300 5	1.5 7.350 9	5.7 33.650	
8	Rahel BÖSCH	2005	KUTU Glarnerland	2.0 9.700 8	1.0 7.250 7	1.9 8.100 10	1.6 8.350 4	6.5 33.400	
9	Noelia LYRER	2004	Kutu Regio Basel	2.0 9.550 10	1.1 5.300 9	1.9 10.150 1	1.5 8.100 5	6.5 33.100	
10	Bianca VINCENT	2006	btv Luzern	2.0 9.700 8	0.7 5.250 10	2.0 8.700 7	1.6 7.350 9	6.3 31.000	

Maximum	11.400	8.800	10.150	10.150	38.850
Minimum	9.550	5.250	8.100	7.350	31.000
Durchschnitt	10.260	7.450	9.190	8.320	35.220

PROGRAMM 4

Rang	Name	Jahrg.	Verein					Total	
1	Shana TOGNINI		2005 CR TI - SFG Bellinzona	5.0 12.800 2	5.5 13.800 1	6.0 11.250 1	4.5 10.350 1	21.0 48.200	G
2	Letizia CRIVELLI		2005 CR TI - SFG Lugano	4.0 12.900 1	2.5 8.700 2	4.5 9.050 2		11.0 30.650	S
3	Michelle BRANTSCHEN		2005 GAF Chablais	1.0 10.200 3	3.5 6.300 3	2.5 5.450 3	2.0 4.450 2	9.0 26.400	B










Maximum	12.900	13.800	11.250	10.350	48.200
Minimum	10.200	6.300	5.450	4.450	26.400
Durchschnitt	11.967	9.600	8.583	7.400	35.083

PROGRAMM 4 AMATEUR

Rang	Name	Jahrg.	Verein					Total	
1	Svenia DI SARLI		2002 TZFF / STV Berhardzell	3.7 12.000 2	2.3 10.300 2	3.1 9.800 5	3.2 10.700 2	12.3 42.800	G
2	Celine HUBER		2002 TZFF / TV Gossau	3.0 12.200 1	2.3 9.800 5	3.2 9.500 10	2.9 10.750 1	11.4 42.250	S
3	Alina KNÖPFEL		2004 TZFF / TV Lütisburg	3.7 11.700 4	2.9 10.250 3	3.0 10.800 1	3.1 9.350 9	12.7 42.100	B
4	Gabriela MILJAK		2003 TZFF / STV Oberbüren	2.0 11.450 7	2.9 10.650 1	3.1 9.000 12	2.8 10.350 3	10.8 41.450	*
5	Nina LANDOLT		2003 TZFF / STV Oberbüren	3.5 11.400 9	2.5 8.700 12	2.8 10.350 3	2.8 9.650 5	11.6 40.100	*
6	Sara DURRER		2003 TZFF / STV Will	3.0 11.700 4	1.9 9.700 6	2.9 8.800 14	2.8 9.650 5	10.6 39.850	*
7	Aline ASCHWANDEN		2002 Kutu Altdorf	2.8 11.100 15	1.9 8.400 17	2.6 10.100 4	2.7 9.800 4	10.0 39.400	*
8	Sira KELLER		2003 TZFF / TV Niederwil	2.8 11.850 3	2.1 9.400 8	3.1 8.750 15	3.0 9.300 11	11.0 39.300	*
9	Jana VOGL		2004 DTV Küssnacht	3.0 11.650 6	1.5 8.550 13	2.7 9.600 8	2.9 8.900 14	10.1 38.700	*
10	Zoe DANNMEYER		2003 Kutu Regio Basel	2.0 10.700 20	1.3 6.850 24	2.7 10.500 2	2.3 9.650 5	8.3 37.700	
11	Maria GOJEVIC		2002 TZFF / STV Uzwil	2.8 11.150 12	2.1 8.200 18	3.0 8.850 13	3.0 9.350 9	10.9 37.550	
12	Linda WEBER		2003 Kutu Satus Uster	2.8 11.150 12	1.9 8.450 16	2.2 8.500 18	2.1 9.450 8	9.0 37.550	
13	Anja GISLER		2004 Kutu Altdorf	3.0 11.300 11	1.3 8.550 13	2.6 8.250 20	2.1 8.950 13	9.0 37.050	
14	Someia MOUSTAFA		2002 TV Opfikon-Glattbrugg	2.4 10.700 20	2.0 9.700 6	3.1 9.450 11	2.1 6.650 24	9.6 36.500	
15	Dinah KESSLER		2002 TZ Neuhausen	2.0 10.200 24	1.5 8.150 19	2.6 9.750 7	2.3 8.350 18	8.4 36.450	
16	Milena SCHULER		2002 Kutu Neerach	2.8 11.150 12	2.0 8.750 11	2.7 8.500 18	2.2 7.800 20	9.7 36.200	
17	Shirin NIEDERBERGER		2002 btv Luzern	2.8 11.400 9	1.9 8.800 10	2.6 8.700 16	1.8 7.250 23	9.1 36.150	
18	Norea NIGGLI		2004 KUTU Glarnerland	2.8 11.450 7	1.3 7.950 21	2.7 7.450 21	2.1 9.100 12	8.9 35.950	
19	Luana BUTTAZZO		2002 TV Opfikon-Glattbrugg	3.0 10.900 17	2.1 8.900 9	3.0 7.100 23	2.1 8.800 15	10.2 35.700	
20	Moira-Cristina FUCHS		2003 Kutu Regio Basel	2.4 10.750 18	1.9 7.150 23	2.1 9.600 8	2.3 7.900 19	8.7 35.400	
21	Deborah Schmid		2004 Kutu Satus Uster	2.0 10.500 22	2.0 6.800 25	2.6 8.650 17	1.9 8.600 16	8.5 34.550	
22	Lara RENNER		2003 Kutu Satus Uster	2.0 10.400 23	2.0 8.050 20	2.5 7.050 24	2.0 8.500 17	8.5 34.000	
23	Nina HEFTI		2003 KUTU Glarnerland	2.4 10.750 18	1.3 7.850 22	2.6 7.200 22	2.3 7.750 21	8.6 33.550	
24	Lara MESSERSCHMIDT		2002 TV Opfikon-Glattbrugg	2.8 10.950 16	2.0 8.550 13	2.9 6.250 25	1.5 7.500 22	9.2 33.250	
25	Elena MATTIOLI		2003 TZFF / Jugi STV Flawil		2.9 9.950 4	2.0 9.800 5		4.9 19.750	

Maximum	12.200	10.650	10.800	10.750	42.800
Minimum	10.200	6.800	6.250	6.650	19.750
Durchschnitt	11.188	8.736	8.892	8.919	36.930

PROGRAMM 5

Rang	Name	Jahrg.	Verein					Total	
1	Jennifer BORRIELLO		2003 CR TI - SFG Lugano	4.0 12.900 1	3.9 10.950 1	4.5 11.650 3	4.4 11.750 1	16.8 47.250	G
2	Lena BICKEL		2004 CR TI - SFG Morbio Inf.	3.5 12.400 5	3.6 10.400 2	4.3 11.900 2	4.1 11.650 2	15.5 46.350	S
3	Nina FERRAZZINI		2003 CR TI - SFG Chiasso	4.0 12.900 1	3.6 10.050 3	4.4 12.100 1	4.4 10.350 6	16.4 45.400	B
4	Melissa RODONI		2004 CR TI - SFG Giubiasco	3.7 12.200 6	2.8 9.650 4	4.0 11.150 4	3.4 10.850 5	13.9 43.850	
5	Giulia RIZZI		2004 CR TI - SFG Morbio Inf.	4.0 12.700 4	3.4 8.900 6	4.1 10.900 5	4.1 11.300 4	15.6 43.800	
6	Alessia PAGNAMENTA		2003 CR TI - SFG Lugano	3.7 12.800 3	1.3 8.950 5	4.3 10.250 6	3.6 11.350 3	12.9 43.350	

Maximum	12.900	10.950	12.100	11.750	47.250
Minimum	12.200	8.900	10.250	10.350	43.350
Durchschnitt	12.650	9.817	11.325	11.208	45.000

PROGRAMM 6

Rang	Name	Jahrg.	Verein					Total	
1	Gaia NESURINI		1999 CR TI - SFG Bellinzona	4.6 14.000 1	2.8 10.500 1	4.2 12.300 1	4.1 11.750 1	15.7 48.550	G
2	Vivienne BITTER		2000 Kutu Stein-Fricktal	3.7 12.800 2	2.5 10.050 2	3.6 9.900 4	3.6 11.050 2	13.4 43.800	S
3	Céline SIDLER		2000 DTU Küssnacht	2.0 11.300 9	1.3 9.400 3	3.1 11.000 2	1.6 9.200 10	8.0 40.900	B
4	Vivienne KAISER		2000 TV Opfikon-Glattbrugg	3.5 12.400 3	1.0 8.250 5	3.0 9.500 6	3.1 10.650 3	10.6 40.800	*
5	Janine HITZ		1993 TV Wädenswil	2.8 11.800 5	1.5 8.400 4	2.9 10.200 3	2.7 9.150 11	9.9 39.550	*
6	Anika VAN HOUT		2000 Kutu Stein-Fricktal	3.0 11.850 4	0.9 8.150 6	2.6 9.400 7	3.1 9.450 8	9.6 38.850	
7	Sarah MÜLLER		1999 Kutu Stein-Fricktal	3.0 11.400 8	0.9 8.100 7	3.0 9.150 9	3.2 9.950 5	10.1 38.600	
8	Samira OSWALD		2001 KUTU Glarnerland	2.8 11.050 11	0.8 7.900 8	2.8 9.400 7	2.3 9.850 6	8.7 38.200	
9	Alina MÄCHLER		2000 Kutu Satus Uster	2.8 11.050 11	0.9 7.350 9	2.5 9.800 5	2.3 9.850 6	8.5 38.050	
10	Luzia SCHULER		1999 TV Opfikon-Glattbrugg	2.8 11.100 10	1.0 7.350 9	2.8 9.150 9	2.4 9.450 8	9.0 37.050	
11	Emma SCHULER		2000 Kutu Neerach	2.8 11.450 6	1.1 6.700 11	2.9 7.200 12	2.3 8.450 12	9.1 33.800	
12	Tamara LANDIS		2000 TV Wädenswil	2.0 11.450 6	0.9 3.450 12	2.7 8.150 11	2.9 10.200 4	8.5 33.250	

Maximum	14.000	10.500	12.300	11.750	48.550
Minimum	11.050	3.450	7.200	8.450	33.250
Durchschnitt	11.804	7.967	9.596	9.917	39.283